

Signify Classified - Internal
Cooper Lighting Solutions Photometric Lab
1121 Highway 74 South
Peachtree City, GA 30269



Scaled data based on original data using
LM-79-08 Approved Method: Electrical and Photometric Measurements of Solid-
State Lighting Products

Test Report Prepared for
Cooper Lighting Solutions
(formerly Eaton)

Brand: STREETWORKS

Report Number: P867969

Luminaire Tested: **MEM2-HSN-SA-60-730-U-T2U**

Issue Date: 08/21/2024



Test Information

Test Method: LM-79-08
Report Number: P867969
Test Lab: INNOVATION CENTER(G3)
Issue Date: 08/21/2024
Manufacturer: COOPER LIGHTING SOLUTIONS (FORMERLY EATON)
Product Line: STREETWORKS
Catalog Number: MEM2-HSN-SA-60-730-U-T2U
Description: EPIC MODERN SHORT HOUSING DISCRETE LED ARRAYS 60W 70CRI 3000K
FIXTURE w/ TYPE II URBAN DISTRIBUTION OPTIC
Light Source: (20) 3000K CCT, 70 CRI LEDS
Ballast/Driver: ELECTRONIC DRIVER

Summary

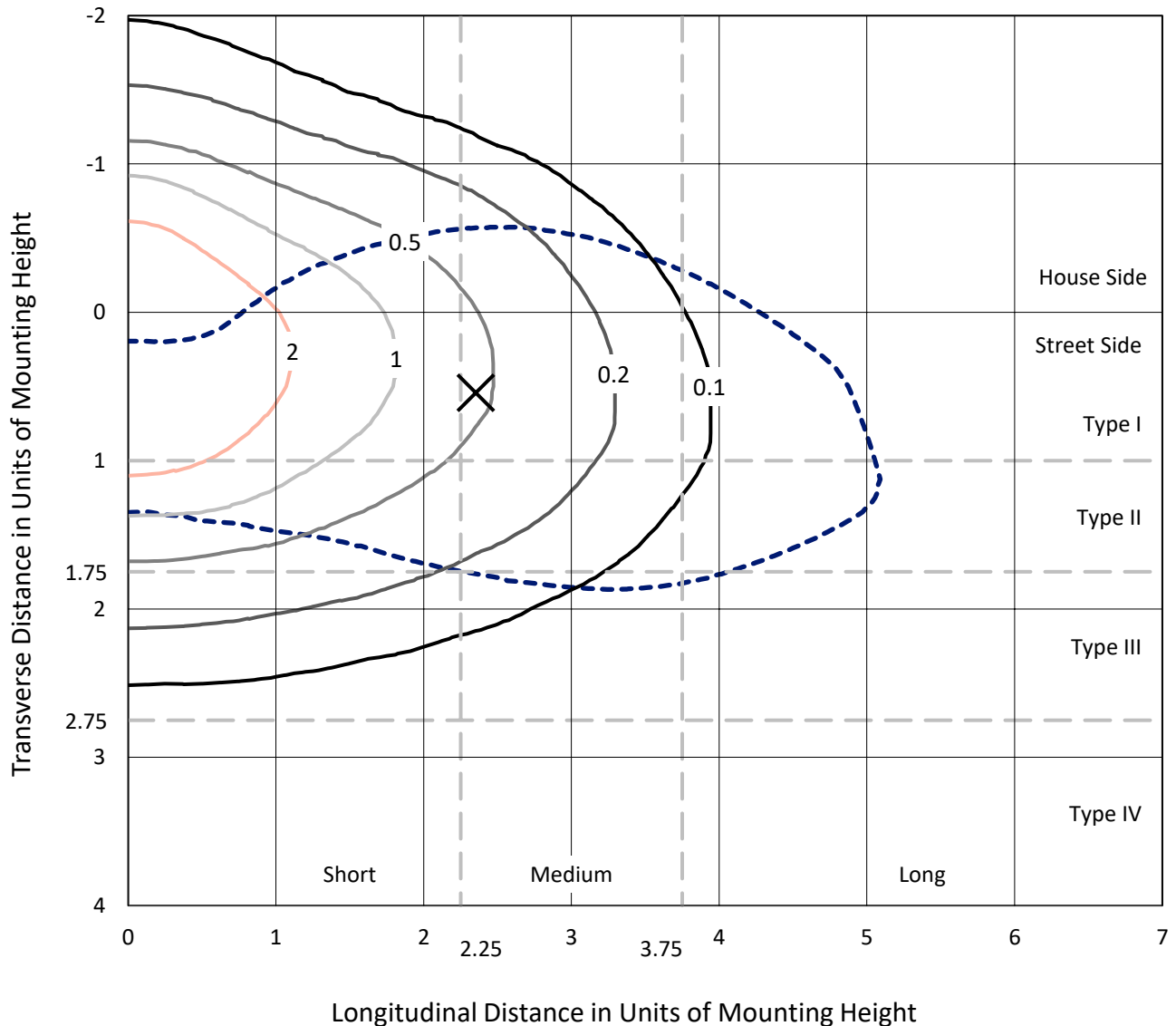
Lumens per Lamp: N/A
Luminaire Lumens: 8880.1 lumens
Efficiency: N/A
Efficacy: 145.6 lumens/watt
Luminous Opening: Rectangular (W 0.67' x L: 0.33' x H: 0')
IES Classification: Type III - Medium
BUG Rating: B2 - U0 - G2

Input Watts (W): 61
Input Voltage (V): 120
Input Current (A_{in}): NR
Voltage Rise (V): NR
Power Factor: 0.99
Total Harmonic Distortion (THDi): 9.89%
Frequency (hertz): 60
Stabilization Time: NR
Operation Time: NR
Ambient Temperature (°C): NR
Test Distance: 24 FT

REPORT NUMBER: P867969
 CATALOG NUMBER: MEM2-HSN-SA-60-730-U-T2U

Iso-Footcandle Lines of Horizontal Illumination

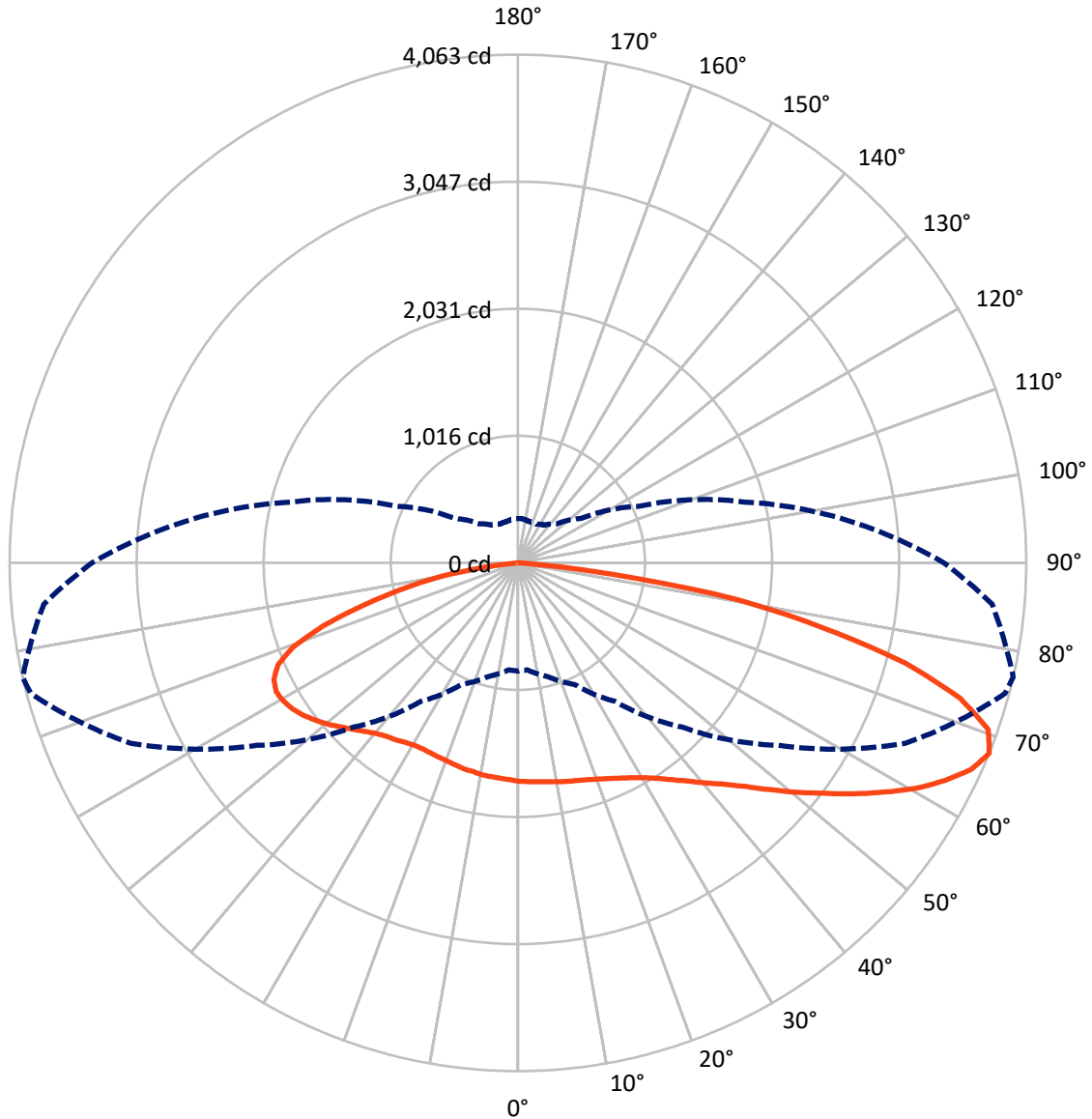
× Max cd
 - - - 1/2 Max cd



Based on 20 foot mounting height. Maximum calculated value = 4.8 fc
 Type III - Medium - N/A

REPORT NUMBER: P867969
CATALOG NUMBER: MEM2-HSN-SA-60-730-U-T2U

Luminous Intensity Polar Plot



— Vertical Plane Through 77-Deg Lateral - - - Horizontal Cone Through 67.5-Deg Vertical

REPORT NUMBER: P867969
 CATALOG NUMBER: MEM2-HSN-SA-60-730-U-T2U

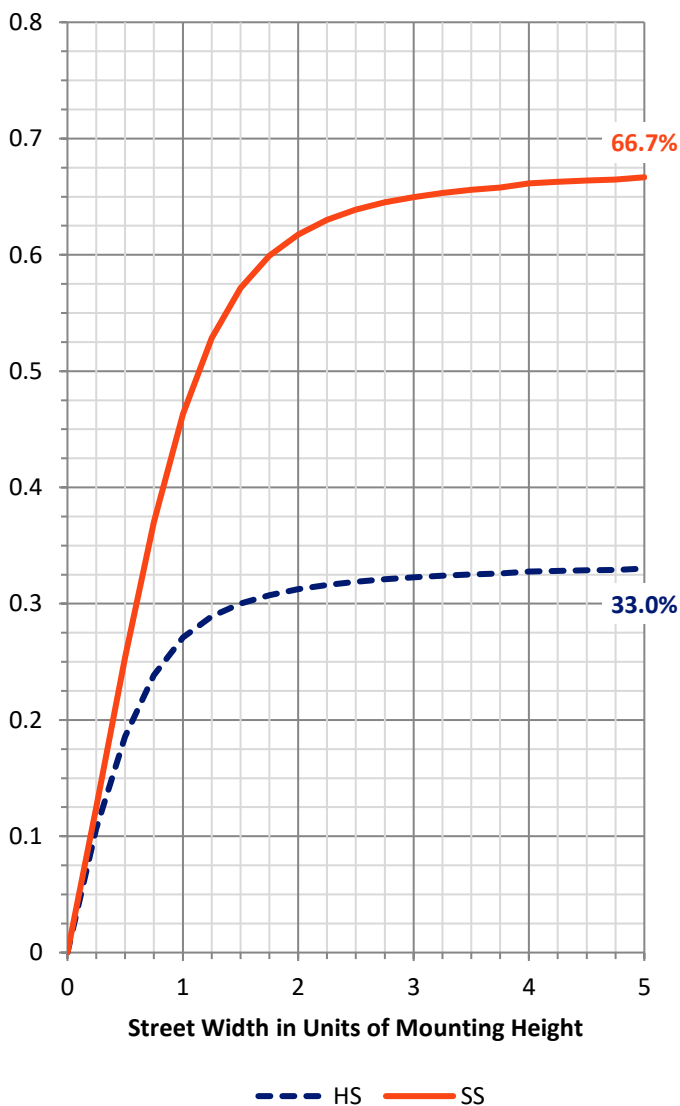
FLUX DISTRIBUTION:

		Downward	Upward	Total
House Side	Lumens	2952.9	0.0	2952.9
	% Fixture	33.3	0.0	33.3
Street Side	Lumens	5927.2	0.0	5927.2
	% Fixture	66.7	0.0	66.7
Total	Lumens	8880.1	0.0	8880.1
	% Fixture	100.0	0.0	100.0

ZONAL LUMENS:

Zone	Lumens	% Fixture
0°-10°	167.8	1.9
10°-20°	508.9	5.7
20°-30°	858.0	9.7
30°-40°	1217.6	13.7
40°-50°	1540.5	17.3
50°-60°	1687.5	19.0
60°-70°	1631.3	18.4
70°-80°	1097.1	12.4
80°-90°	171.5	1.9
90°-100°	0.0	0.0
100°-110°	0.0	0.0
110°-120°	0.0	0.0
120°-130°	0.0	0.0
130°-140°	0.0	0.0
140°-150°	0.0	0.0
150°-160°	0.0	0.0
160°-170°	0.0	0.0
170°-180°	0.0	0.0
0°-90°	8880.1	100.0
0°-180°	8880.1	100.0

Coefficient of Utilization



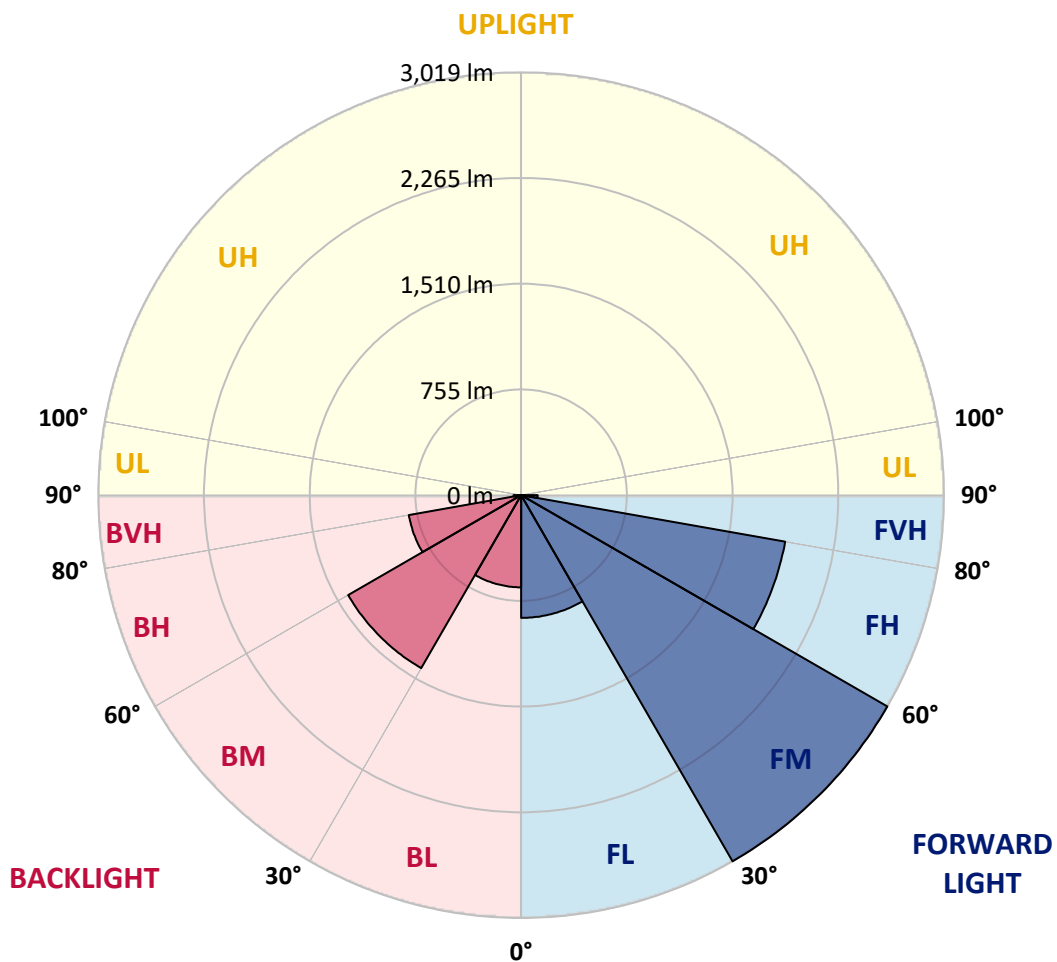
REPORT NUMBER: P867969
 CATALOG NUMBER: MEM2-HSN-SA-60-730-U-T2U

LUMINAIRE CLASSIFICATION SYSTEM LUMEN TABLE AND BUG RATING:

Zone	Lumens	% Fixture	Zone Rating/Lumen Limit		
			B	U	G
FL (0°-30°)	876.5	9.9			
FM (30°-60°)	3019.3	34.0			
FH (60°-80°)	1913.9	21.6			G2/5000
FVH (80°-90°)	117.4	1.3			G2/225
BL (0°-30°)	658.3	7.4	B2/1000		
BM (30°-60°)	1426.2	16.1	B2/2500		
BH (60°-80°)	814.4	9.2	B2/1000		G2/1000
BVH (80°-90°)	54.0	0.6			G1/100
UL (90°-100°)	0.0	0.0		U0/0	
UH (100°-180°)	0.0	0.0		U0/0	

BUG Rating: B2-U0-G2

Type III Medium





REPORT NUMBER: P867969
 CATALOG NUMBER: MEM2-HSN-SA-60-730-U-T2U

CANDELA DISTRIBUTION (FULL):

	0°	5°	15°	25°	35°	45°	55°	65°	75°	77°	85°
0°	1745.9	1745.9	1745.9	1745.9	1745.9	1745.9	1745.9	1745.9	1745.9	1745.9	1745.9
2.5°	1784.6	1782.8	1774.0	1777.5	1767.0	1774.0	1763.5	1754.7	1752.9	1751.2	1752.9
5°	1840.8	1832.0	1823.2	1817.9	1809.2	1805.6	1788.1	1770.5	1760.0	1758.2	1754.7
7.5°	1905.8	1902.2	1890.0	1882.9	1858.3	1846.0	1821.4	1789.8	1774.0	1767.0	1758.2
10°	1972.5	1981.3	1965.5	1951.4	1923.3	1897.0	1854.8	1814.4	1782.8	1779.3	1760.0
12.5°	2055.1	2053.3	2042.8	2018.2	1984.8	1947.9	1897.0	1840.8	1798.6	1791.6	1763.5
15°	2128.8	2127.1	2113.0	2090.2	2046.3	2000.6	1932.1	1867.1	1814.4	1803.9	1770.5
17.5°	2197.3	2193.8	2185.0	2160.4	2106.0	2049.8	1983.0	1897.0	1833.7	1821.4	1775.8
20°	2257.1	2260.6	2250.0	2225.4	2174.5	2114.8	2030.5	1935.6	1858.3	1844.3	1791.6
22.5°	2322.0	2323.8	2318.5	2309.7	2244.8	2181.5	2090.2	1979.5	1886.4	1872.4	1809.2
25°	2390.5	2392.3	2395.8	2390.5	2316.8	2248.3	2151.7	2034.0	1925.1	1905.8	1833.7
27.5°	2469.6	2471.3	2478.4	2467.8	2388.8	2316.8	2220.2	2091.9	1965.5	1944.4	1854.8
30°	2559.2	2566.2	2560.9	2557.4	2466.1	2395.8	2288.7	2151.7	2018.2	1991.8	1891.7
32.5°	2666.3	2664.6	2654.0	2643.5	2550.4	2476.6	2366.0	2228.9	2083.2	2053.3	1951.4
35°	2743.6	2743.6	2727.8	2722.5	2636.4	2559.2	2450.3	2315.0	2156.9	2128.8	2014.7
37.5°	2791.0	2798.0	2785.7	2789.3	2706.7	2634.7	2534.6	2402.8	2237.7	2213.1	2091.9
40°	2808.6	2826.1	2836.7	2850.7	2768.2	2706.7	2624.2	2497.7	2341.4	2313.3	2185.0
42.5°	2812.1	2838.4	2875.3	2905.2	2812.1	2761.2	2710.2	2594.3	2443.2	2418.6	2286.9
45°	2794.5	2782.2	2871.8	2875.3	2836.7	2805.1	2785.7	2710.2	2590.8	2550.4	2413.4
47.5°	2661.0	2647.0	2671.6	2784.0	2806.8	2824.4	2863.0	2845.5	2738.3	2706.7	2559.2
50°	2445.0	2438.0	2536.3	2657.5	2733.1	2822.6	2926.3	2975.4	2901.7	2882.4	2743.6
52.5°	2088.4	2069.1	2269.3	2504.7	2636.4	2805.1	2970.2	3108.9	3086.1	3058.0	2901.7
55°	1861.8	1861.8	1997.1	2290.4	2513.5	2741.8	2998.3	3249.5	3289.8	3258.2	3082.6
57.5°	1619.5	1638.8	1779.3	1981.3	2336.1	2625.9	2994.8	3367.1	3486.6	3456.7	3274.0
60°	1412.2	1428.0	1508.8	1712.5	2127.1	2473.1	2956.1	3463.7	3669.2	3658.7	3442.7
62.5°	1201.4	1220.7	1285.7	1477.2	1851.3	2297.4	2875.3	3516.4	3841.4	3830.8	3613.0
65°	1032.8	1034.6	1099.5	1259.4	1575.5	2084.9	2733.1	3505.9	3974.9	3981.9	3757.1
67.5°	864.2	858.9	943.2	1073.2	1350.7	1856.6	2543.4	3412.8	4031.1	4062.7	3804.5
70°	635.8	642.9	760.5	904.6	1141.7	1593.1	2278.1	3231.9	3939.7	3988.9	3695.6
72.5°	477.8	491.8	606.0	755.3	953.8	1329.6	1988.3	2917.5	3685.1	3692.1	3363.6
75°	388.2	391.7	493.6	627.1	781.6	1066.2	1596.6	2436.2	3116.0	3196.8	2857.8
77.5°	330.2	326.7	375.9	505.9	630.6	851.9	1203.2	1853.1	2446.7	2483.6	2237.7
80°	281.0	279.3	296.8	409.3	493.6	607.7	823.8	1291.0	1745.9	1786.3	1589.6
82.5°	147.5	158.1	154.6	252.9	279.3	319.7	395.2	586.7	762.3	772.8	730.7
85°	7.0	7.0	7.0	10.5	17.6	28.1	54.5	54.5	59.7	114.2	130.0
87.5°	1.8	1.8	3.5	3.5	3.5	5.3	5.3	7.0	7.0	7.0	7.0
90°	0.0	0.0	0.0	0.0	0.0	0.0	0.0	0.0	0.0	0.0	0.0



REPORT NUMBER: P867969

CATALOG NUMBER: MEM2-HSN-SA-60-730-U-T2U

CANDELA DISTRIBUTION (continued):

	90°	95°	105°	115°	125°	135°	145°	155°	165°	175°	180°
0°	1745.9	1745.9	1745.9	1745.9	1745.9	1745.9	1745.9	1745.9	1745.9	1745.9	1745.9
2.5°	1749.4	1742.4	1731.9	1733.6	1731.9	1731.9	1723.1	1716.1	1714.3	1717.8	1724.8
5°	1751.2	1740.7	1724.8	1719.6	1714.3	1710.8	1696.7	1686.2	1680.9	1684.4	1686.2
7.5°	1751.2	1735.4	1717.8	1707.3	1693.2	1682.7	1666.9	1652.8	1645.8	1647.6	1651.1
10°	1747.7	1730.1	1716.1	1695.0	1672.2	1659.9	1635.3	1617.7	1608.9	1610.7	1601.9
12.5°	1747.7	1728.4	1700.3	1680.9	1649.3	1623.0	1603.6	1584.3	1577.3	1570.3	1566.8
15°	1749.4	1724.8	1696.7	1656.3	1619.5	1591.4	1566.8	1554.5	1543.9	1540.4	1542.2
17.5°	1749.4	1724.8	1682.7	1635.3	1593.1	1558.0	1536.9	1522.9	1519.3	1515.8	1515.8
20°	1758.2	1726.6	1670.4	1614.2	1561.5	1524.6	1505.3	1496.5	1496.5	1491.2	1491.2
22.5°	1772.3	1730.1	1663.4	1596.6	1535.1	1494.7	1473.7	1463.1	1468.4	1464.9	1463.1
25°	1788.1	1742.4	1654.6	1572.0	1500.0	1457.9	1436.8	1429.8	1428.0	1419.2	1431.5
27.5°	1800.4	1751.2	1649.3	1547.4	1468.4	1419.2	1392.9	1380.6	1371.8	1375.3	1371.8
30°	1833.7	1775.8	1651.1	1526.4	1433.3	1373.6	1341.9	1327.9	1324.4	1324.4	1324.4
32.5°	1879.4	1807.4	1663.4	1517.6	1399.9	1329.6	1291.0	1276.9	1273.4	1266.4	1269.9
35°	1937.4	1854.8	1682.7	1503.5	1373.6	1278.7	1236.5	1217.2	1212.0	1204.9	1204.9
37.5°	2002.4	1902.2	1696.7	1496.5	1338.4	1226.0	1178.6	1154.0	1150.5	1143.5	1147.0
40°	2084.9	1967.2	1719.6	1482.5	1298.0	1178.6	1115.4	1075.0	1083.7	1087.2	1094.3
42.5°	2178.0	2049.8	1754.7	1468.4	1266.4	1129.4	1036.3	995.9	1006.5	1002.9	1010.0
45°	2304.5	2146.4	1798.6	1463.1	1227.8	1069.7	955.5	909.8	906.3	901.1	904.6
47.5°	2436.2	2262.3	1840.8	1452.6	1185.6	995.9	864.2	806.2	792.2	785.1	778.1
50°	2573.2	2378.2	1890.0	1445.6	1129.4	913.4	772.8	706.1	679.8	671.0	662.2
52.5°	2727.8	2503.0	1932.1	1428.0	1067.9	827.3	690.3	614.8	584.9	567.3	569.1
55°	2891.1	2617.1	1970.7	1406.9	997.7	746.5	607.7	544.5	514.6	509.4	509.4
57.5°	3042.2	2734.8	1998.9	1370.0	927.4	667.5	539.2	484.8	470.7	477.8	477.8
60°	3196.8	2829.7	2012.9	1329.6	855.4	600.7	491.8	447.9	440.9	454.9	456.7
62.5°	3321.5	2905.2	2009.4	1273.4	776.4	542.7	446.1	411.0	414.5	439.1	444.4
65°	3411.0	2942.1	1965.5	1189.1	700.8	491.8	405.7	372.4	372.4	389.9	395.2
67.5°	3404.0	2894.6	1877.7	1071.4	620.0	440.9	368.9	342.5	342.5	354.8	353.0
70°	3260.0	2731.3	1710.8	929.2	541.0	397.0	337.2	317.9	316.2	321.4	319.7
72.5°	2914.0	2399.3	1450.8	767.6	467.2	353.0	305.6	288.1	284.5	277.5	272.3
75°	2404.6	1970.7	1132.9	611.2	395.2	310.9	275.8	260.0	245.9	254.7	249.4
77.5°	1865.4	1512.3	843.1	474.2	321.4	270.5	245.9	228.3	224.8	256.4	245.9
80°	1361.3	1045.1	595.4	339.0	249.4	219.6	205.5	191.5	242.4	324.9	323.2
82.5°	604.2	504.1	272.3	161.6	115.9	96.6	80.8	91.3	152.8	149.3	154.6
85°	54.5	56.2	29.9	19.3	12.3	10.5	7.0	7.0	5.3	5.3	5.3
87.5°	7.0	7.0	5.3	5.3	3.5	3.5	3.5	3.5	1.8	1.8	1.8
90°	0.0	0.0	0.0	0.0	0.0	0.0	0.0	0.0	0.0	0.0	0.0

LM-79-2019: Approved Method: Electrical and Photometric Measurements of Solid-
State Lighting Products

Report Prepared for

Cooper Lighting Solutions

Streetworks

Report Number: SP1-2407-157-4

Test Date: 08/07/2024

Luminaire Tested: MEM2-HTN-SA-30-730-U-5WQ-2

Data in this report applies to families of products including MEM2-HTN-SA-30-730-U-5WQ-2

Test Information

Test Method: LM-79-2019
 Report Number: SP1-2407-157-4
 Test Lab: COOPER LIGHTING SOLUTIONS
 Photometer: SP1 - 76IN SPHERE
 Measurement Geometry: 4π
 Issue Date: 08/20/2024
 Manufacturer: COOPER LIGHTING SOLUTIONS
 Product Line: Streetworks
 Catalog Number: **MEM2-HTN-SA-30-730-U-5WQ-2**
 Description: Epic Modern Light Square 30W 5WQ Optic and Flare Trim

Spectral Parameters

CCT (K): 3057
 CIE u': 0.2487
 CIE v': 0.5199
 Duv: -0.0002
 CIE x: 0.4326
 CIE y: 0.4020
 CIE z: 0.1654
 Peak Wavelength (nm): 593
 Dominant Wavelength (nm): 582
 Purity: 50.50735
 Rf: 74.6
 Rg: 94

CRI (Ra):	71.7		
R1:	68.1	R9:	-34.8
R2:	82.0	R10:	58.5
R3:	93.5	R11:	62.5
R4:	67.5	R12:	47.5
R5:	67.2	R13:	70.7
R6:	74.9	R14:	96.4
R7:	77.4	R15:	60.0
R8:	43.1		



Test Conditions

Stabilization Time: 21M
 Operation Time: 1H 21M
 Sphere Temperature (°C): 24.2

REPORT NUMBER: SP1-2407-157-4

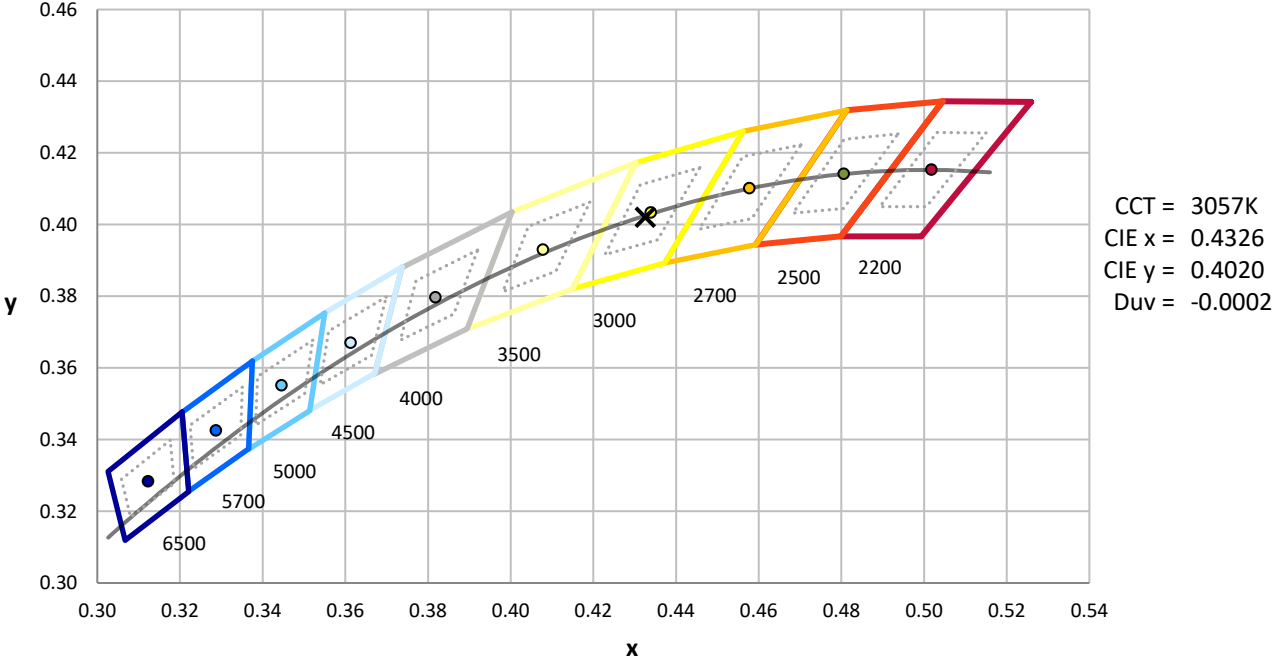
Measurement and Test Equipment			
Instrument	Identification Number	Calibration Date	Calibration Due Date
Photometer	IN0058	6/18/2024	12/18/2024
Power Meter	INXT2011004	2/8/2024	2/8/2025
AC Power Source	IN0063	10/24/2023	10/24/2024
DC Power Source	IN0208	10/24/2023	10/24/2024
Sphere Thermometer	IN0085	10/24/2023	10/24/2024
Room Thermometer	IN0046	10/24/2023	10/24/2024

REPORT NUMBER: SP1-2407-157-4

CIE 1931 Chromaticity Diagram



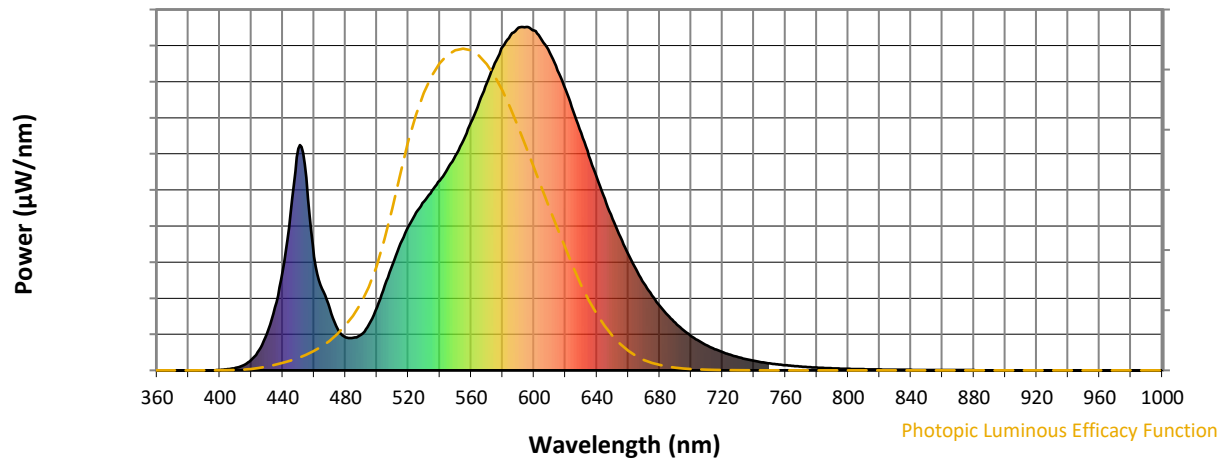
CIE 1931 Chromaticity Diagram with 2017 ANSI 7-Step and 4-Step Quadrangles



Point lies inside the ANSI 3000K 4-step quadrangle

REPORT NUMBER: SP1-2407-157-4

Photopic Flux vs. Wavelength



Photopic Lumens: NR

λ (nm)	Power W^{\wedge}/nm	Lumens (ϕ/nm)	λ (nm)	Power W^{\wedge}/nm	Lumens (ϕ/nm)	λ (nm)	Power W^{\wedge}/nm	Lumens (ϕ/nm)	λ (nm)	Power W^{\wedge}/nm	Lumens (ϕ/nm)	λ (nm)	Power W^{\wedge}/nm	Lumens (ϕ/nm)
360	0	NR	490	104	NR	620	818	NR	750	20	NR	880	1	NR
365	0	NR	495	135	NR	625	755	NR	755	17	NR	885	0	NR
370	0	NR	500	184	NR	630	691	NR	760	15	NR	890	0	NR
375	0	NR	505	247	NR	635	625	NR	765	13	NR	895	0	NR
380	0	NR	510	309	NR	640	561	NR	770	11	NR	900	0	NR
385	0	NR	515	369	NR	645	499	NR	775	9	NR	905	0	NR
390	0	NR	520	419	NR	650	441	NR	780	8	NR	910	0	NR
395	0	NR	525	460	NR	655	388	NR	785	7	NR	915	0	NR
400	1	NR	530	492	NR	660	338	NR	790	6	NR	920	0	NR
405	3	NR	535	524	NR	665	294	NR	795	5	NR	925	0	NR
410	7	NR	540	553	NR	670	253	NR	800	4	NR	930	0	NR
415	15	NR	545	588	NR	675	218	NR	805	4	NR	935	0	NR
420	31	NR	550	625	NR	680	188	NR	810	3	NR	940	0	NR
425	60	NR	555	670	NR	685	161	NR	815	3	NR	945	0	NR
430	107	NR	560	723	NR	690	139	NR	820	3	NR	950	0	NR
435	183	NR	565	780	NR	695	118	NR	825	2	NR	955	0	NR
440	289	NR	570	837	NR	700	100	NR	830	2	NR	960	0	NR
445	460	NR	575	894	NR	705	85	NR	835	2	NR	965	0	NR
450	646	NR	580	942	NR	710	73	NR	840	1	NR	970	0	NR
455	561	NR	585	976	NR	715	62	NR	845	1	NR	975	0	NR
460	331	NR	590	998	NR	720	53	NR	850	1	NR	980	0	NR
465	238	NR	595	1000	NR	725	45	NR	855	1	NR	985	0	NR
470	178	NR	600	990	NR	730	39	NR	860	1	NR	990	0	NR
475	120	NR	605	962	NR	735	33	NR	865	1	NR	995	0	NR
480	96	NR	610	925	NR	740	28	NR	870	1	NR	1000	0	NR
485	95	NR	615	873	NR	745	24	NR	875	1	NR			

REPORT NUMBER: SP1-2407-157-4

Scotopic Flux vs. Wavelength



Scotopic Lumens: NR

S/P: 1.23

λ (nm)	Power W [^] /nm	Lumens (ϕ /nm)	λ (nm)	Power W [^] /nm	Lumens (ϕ /nm)	λ (nm)	Power W [^] /nm	Lumens (ϕ /nm)	λ (nm)	Power W [^] /nm	Lumens (ϕ /nm)	λ (nm)	Power W [^] /nm	Lumens (ϕ /nm)
360	0	NR	490	104	NR	620	818	NR	750	20	NR	880	1	NR
365	0	NR	495	135	NR	625	755	NR	755	17	NR	885	0	NR
370	0	NR	500	184	NR	630	691	NR	760	15	NR	890	0	NR
375	0	NR	505	247	NR	635	625	NR	765	13	NR	895	0	NR
380	0	NR	510	309	NR	640	561	NR	770	11	NR	900	0	NR
385	0	NR	515	369	NR	645	499	NR	775	9	NR	905	0	NR
390	0	NR	520	419	NR	650	441	NR	780	8	NR	910	0	NR
395	0	NR	525	460	NR	655	388	NR	785	7	NR	915	0	NR
400	1	NR	530	492	NR	660	338	NR	790	6	NR	920	0	NR
405	3	NR	535	524	NR	665	294	NR	795	5	NR	925	0	NR
410	7	NR	540	553	NR	670	253	NR	800	4	NR	930	0	NR
415	15	NR	545	588	NR	675	218	NR	805	4	NR	935	0	NR
420	31	NR	550	625	NR	680	188	NR	810	3	NR	940	0	NR
425	60	NR	555	670	NR	685	161	NR	815	3	NR	945	0	NR
430	107	NR	560	723	NR	690	139	NR	820	3	NR	950	0	NR
435	183	NR	565	780	NR	695	118	NR	825	2	NR	955	0	NR
440	289	NR	570	837	NR	700	100	NR	830	2	NR	960	0	NR
445	460	NR	575	894	NR	705	85	NR	835	2	NR	965	0	NR
450	646	NR	580	942	NR	710	73	NR	840	1	NR	970	0	NR
455	561	NR	585	976	NR	715	62	NR	845	1	NR	975	0	NR
460	331	NR	590	998	NR	720	53	NR	850	1	NR	980	0	NR
465	238	NR	595	1000	NR	725	45	NR	855	1	NR	985	0	NR
470	178	NR	600	990	NR	730	39	NR	860	1	NR	990	0	NR
475	120	NR	605	962	NR	735	33	NR	865	1	NR	995	0	NR
480	96	NR	610	925	NR	740	28	NR	870	1	NR	1000	0	NR
485	95	NR	615	873	NR	745	24	NR	875	1	NR			

REPORT NUMBER: SP1-2407-157-4

Melanopic Flux vs. Wavelength



Melanopic Lumens: NR

M/P: 2.27

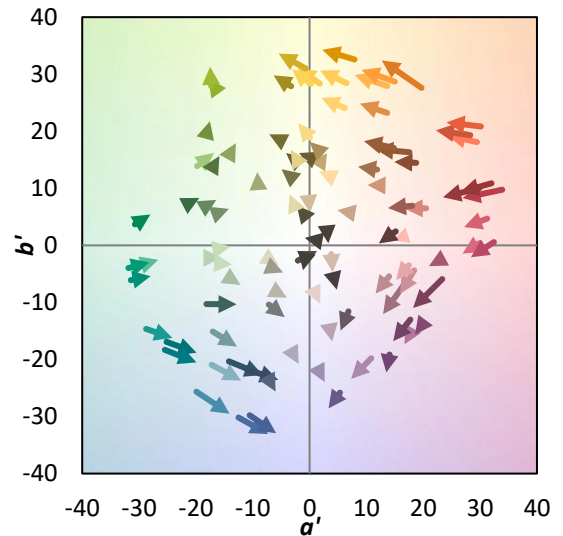
λ (nm)	Power W [^] /nm	Lumens (φ/nm)	λ (nm)	Power W [^] /nm	Lumens (φ/nm)	λ (nm)	Power W [^] /nm	Lumens (φ/nm)	λ (nm)	Power W [^] /nm	Lumens (φ/nm)	λ (nm)	Power W [^] /nm	Lumens (φ/nm)
360	0	NR	490	104	NR	620	818	NR	750	20	NR	880	1	NR
365	0	NR	495	135	NR	625	755	NR	755	17	NR	885	0	NR
370	0	NR	500	184	NR	630	691	NR	760	15	NR	890	0	NR
375	0	NR	505	247	NR	635	625	NR	765	13	NR	895	0	NR
380	0	NR	510	309	NR	640	561	NR	770	11	NR	900	0	NR
385	0	NR	515	369	NR	645	499	NR	775	9	NR	905	0	NR
390	0	NR	520	419	NR	650	441	NR	780	8	NR	910	0	NR
395	0	NR	525	460	NR	655	388	NR	785	7	NR	915	0	NR
400	1	NR	530	492	NR	660	338	NR	790	6	NR	920	0	NR
405	3	NR	535	524	NR	665	294	NR	795	5	NR	925	0	NR
410	7	NR	540	553	NR	670	253	NR	800	4	NR	930	0	NR
415	15	NR	545	588	NR	675	218	NR	805	4	NR	935	0	NR
420	31	NR	550	625	NR	680	188	NR	810	3	NR	940	0	NR
425	60	NR	555	670	NR	685	161	NR	815	3	NR	945	0	NR
430	107	NR	560	723	NR	690	139	NR	820	3	NR	950	0	NR
435	183	NR	565	780	NR	695	118	NR	825	2	NR	955	0	NR
440	289	NR	570	837	NR	700	100	NR	830	2	NR	960	0	NR
445	460	NR	575	894	NR	705	85	NR	835	2	NR	965	0	NR
450	646	NR	580	942	NR	710	73	NR	840	1	NR	970	0	NR
455	561	NR	585	976	NR	715	62	NR	845	1	NR	975	0	NR
460	331	NR	590	998	NR	720	53	NR	850	1	NR	980	0	NR
465	238	NR	595	1000	NR	725	45	NR	855	1	NR	985	0	NR
470	178	NR	600	990	NR	730	39	NR	860	1	NR	990	0	NR
475	120	NR	605	962	NR	735	33	NR	865	1	NR	995	0	NR
480	96	NR	610	925	NR	740	28	NR	870	1	NR	1000	0	NR
485	95	NR	615	873	NR	745	24	NR	875	1	NR			

Summary

$R_f = 74.6$
 $R_g = 94$
 $CIE R_a = 71.7$
 $R_9 = -34.8$



Color Vector Graphics



Individual Sample Fidelity Index ($R_{f,i}$)

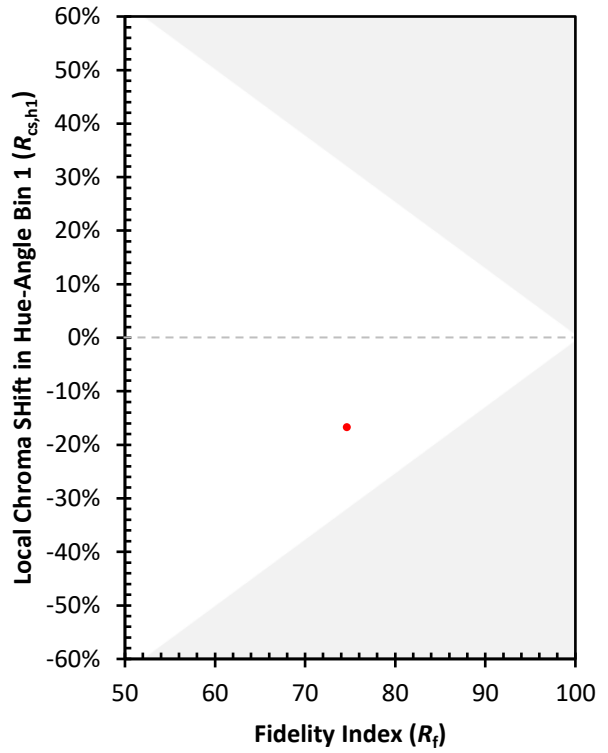
CES01 = 86	CES26 = 65	CES51 = 87	CES76 = 58
CES02 = 62	CES27 = 89	CES52 = 85	CES77 = 76
CES03 = 31	CES28 = 84	CES53 = 77	CES78 = 61
CES04 = 71	CES29 = 68	CES54 = 85	CES79 = 86
CES05 = 49	CES30 = 83	CES55 = 84	CES80 = 83
CES06 = 51	CES31 = 71	CES56 = 74	CES81 = 73
CES07 = 41	CES32 = 64	CES57 = 74	CES82 = 93
CES08 = 40	CES33 = 78	CES58 = 75	CES83 = 91
CES09 = 29	CES34 = 75	CES59 = 85	CES84 = 88
CES10 = 76	CES35 = 87	CES60 = 90	CES85 = 75
CES11 = 59	CES36 = 92	CES61 = 81	CES86 = 64
CES12 = 65	CES37 = 84	CES62 = 89	CES87 = 77
CES13 = 43	CES38 = 92	CES63 = 75	CES88 = 80
CES14 = 74	CES39 = 96	CES64 = 65	CES89 = 67
CES15 = 71	CES40 = 92	CES65 = 64	CES90 = 80
CES16 = 47	CES41 = 93	CES66 = 60	CES91 = 78
CES17 = 50	CES42 = 86	CES67 = 58	CES92 = 56
CES18 = 56	CES43 = 77	CES68 = 66	CES93 = 73
CES19 = 73	CES44 = 99	CES69 = 75	CES94 = 49
CES20 = 66	CES45 = 85	CES70 = 60	CES95 = 66
CES21 = 87	CES46 = 81	CES71 = 56	CES96 = 76
CES22 = 79	CES47 = 86	CES72 = 85	CES97 = 82
CES23 = 92	CES48 = 75	CES73 = 52	CES98 = 76
CES24 = 91	CES49 = 79	CES74 = 95	CES99 = 64
CES25 = 73	CES50 = 86	CES75 = 60	



Color Rendition by Hue-Angle Bin



Measure Comparisons



(END OF REPORT)